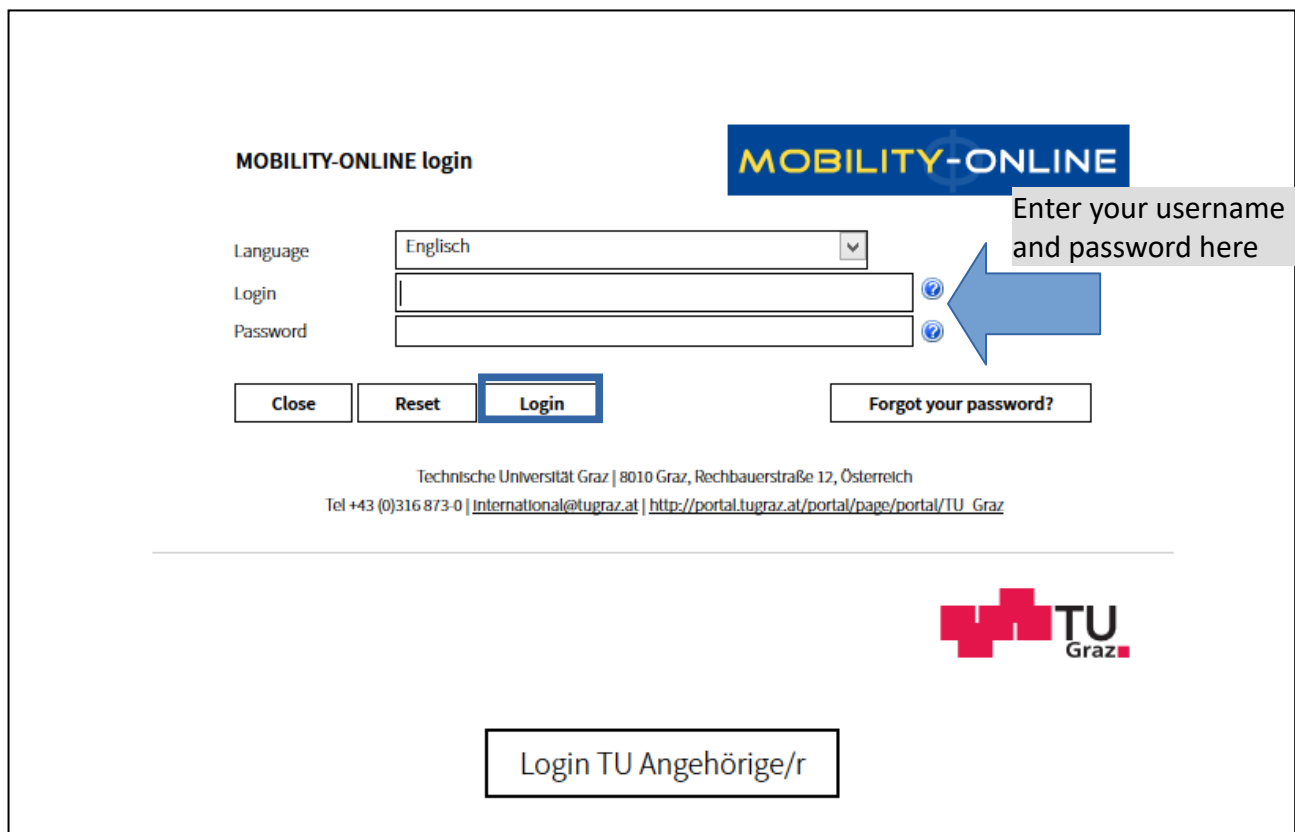


How to nominate students in Mobility-Online

1. Go to

<https://www.service4mobility.com/mobility/LoginServlet?identifier=GRAZ02&sprache=en>

2. Log in with your username and password which have been sent to you via email by a TU GRAZ coordinator.



MOBILITY-ONLINE login

MOBILITY-ONLINE

Language: Englisch

Login:

Password:

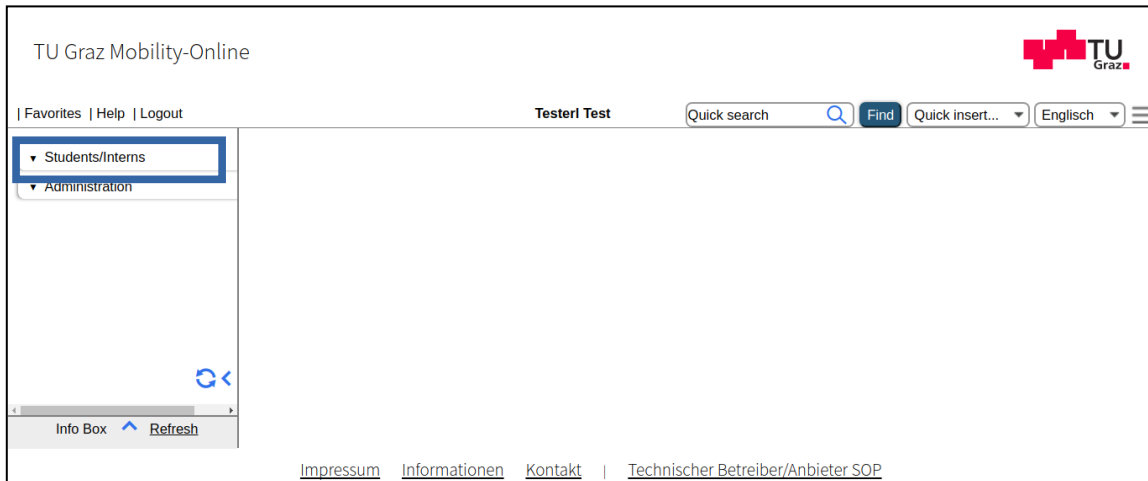
Close Reset Login Forgot your password?

Technische Universität Graz | 8010 Graz, Rechbauerstraße 12, Österreich
Tel +43 (0)316 873-0 | international@tugraz.at | http://portal.tugraz.at/portal/page/portal/TU_Graz

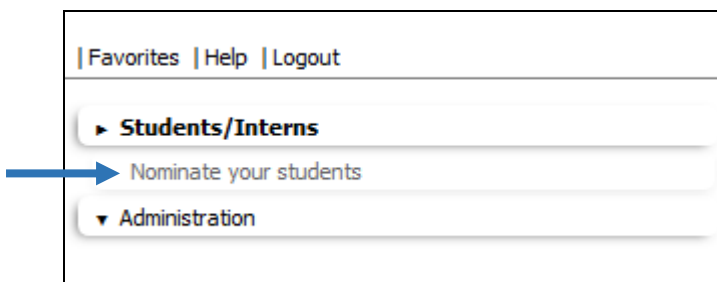
Login TU Angehörige/r

we care about  international education

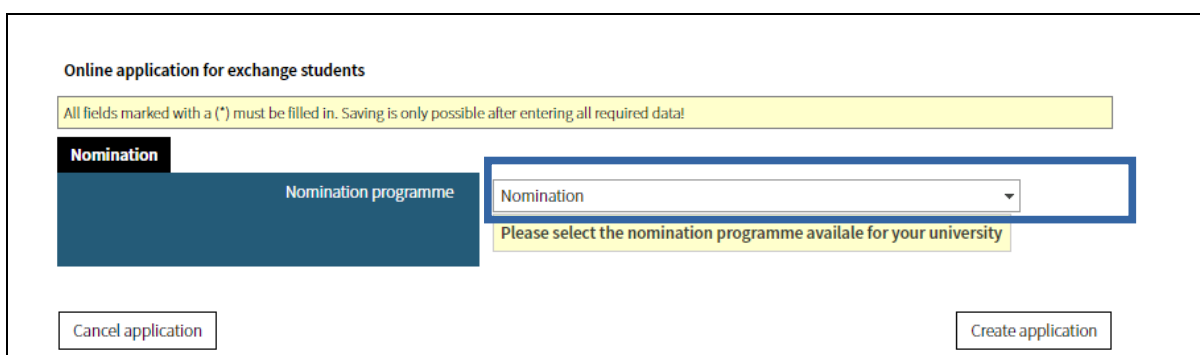
3. After logging in, please click on “Students/Interns” in the left column.



4. Then click on „Nominate your students“.



5. Choose the specific nomination programme



Choose the specific nomination programme in the dropdown menu and click “Create application” to nominate your student.

6. Fill in the Nomination Details.

Personal Details	
Last name	<input type="text"/>
First name	<input type="text"/>
Gender	<input type="radio"/> Male <input type="radio"/> Female
Date of birth	<input type="text"/>
Email Address	<input type="text"/> ?

Data concerning the current study	
Sending country	<input type="text" value="Canada"/>
Sending institution	<input type="text" value="CA CALGARY-EXT01 - University of Calgary"/>

7. By clicking on “Send nomination”, your student(s) will receive an email with further information and instructions regarding the application process in Mobility-Online.

Action successful!
Thank you for your nomination(s)! Your student(s) will receive an email with further information on the application process.

we care about  international education

If you want to nominate more than one student please go back to “Nominate your students” in the left column.

If you want to change your password, please select “Administration” in the left column and click on “Change password”.

